



The QUEEN *tribute*

SCHEDA TECNICA	
General	Pag 2
Inputs List / Monitors	Pag 3
Equipment	Pag 4/5
Stage Setup	Pag 6
Technical Requirements	Pag 6

General

1. Camerino / Backstage

E' richiesta una stanza chiusa a chiave o custodita, dotata di luce e riscaldata, per 5 persone. Necessari specchio, acqua calda e toilet. Gradita doccia. L'accesso deve essere riservato esclusivamente ai componenti della band e relativi addetti. **Esibizioni estive:** Gradito camerino / gazebo adiacente o sul palco per cambio costumi.

*A locked or guarded room, lighted and heated, for 5 people is required. Need mirror, hot water and toilet. Pleasant shower. Access must be reserved exclusively for band members and their employees. **Summer performances:** Welcome dressing room / gazebo adjacent or on stage for changing costumes.*

2. Palco / Stage

Il palco deve essere costituito da una superficie piana, contigua e ben stabile. Sulla front-line non dovranno transitare cavi di nessun genere per permettere adeguata mobilità. 10 bottigliette acqua naturale o gasata. **Esibizioni estive:** Gradita pedana per batteria min. 3x2x0,4 m, copertura palco all'aperto, fondale / quinte.

*The stage must consist of a flat, contiguous and very stable surface. No cables of any kind must transit on the front line to allow adequate mobility. 10 bottles of natural or sparkling water. **Summer performances:** Pleasant drum foot-board min. 3x2x0.4 m, outdoor stage cover, backdrop / wings.*

3. Cena / Dinner

Per 5 persone. / For 5 people.

4. Pernottamento / Overnight

Per esibizioni oltre 400 km da Biella necessario pernottare in locale consono, il più vicino possibile alla location.

For performances over 400 km from Biella, it is necessary to stay in a suitable room, as close as possible to the location.

5. Proiezioni / VideoShow

La band proietta filmati, immagini e logo durante il concerto. Sono necessari uno schermo / fondale e un proiettore adatti al palco.

The band projects videos, images and logo during the concert. A screen / backdrop and a video projector suitable for the stage are needed.

6. Registrazioni audio video / Audio video recordings

E' possibile registrare audio e video solo previo accordo con la band. La pubblicazione di detto materiale deve essere concordata con la band.

It is possible to record audio and video only after agreement with the band. The publication of this material must be agreed with the band.

7. Gruppi spalla / Support Bands

Se saranno presenti gruppi di supporto avvisare anticipatamente il referente del gruppo. Per motivi logistici la band non mette a disposizione nessun tipo di strumentazione.

If support groups are present, notify the group contact person in advance. For logistical reasons the band does not provide any type of equipment.

8. Band & Contatti / Band & Contacts

Nome / Name	Strumento / Instrument	Tel / Phone	E-Mail
Alessandro Barbi (Ale)	Keyboard & Voice		
Andrea Caneparo (Andy)	Guitar		
Edoardo Baù (Edo)	Lead Vocal	+39.340.4860143	
Gianluca Centola (Gian)	Drums		
Massimiliano Miotto (Max)	Bass & Voice (Technical Support)	+39.338.6289165	luuud@tiscali.it

9. Approfondimenti / Insights

Italia

La band si esibisce utilizzando il proprio sistema di ascolto sul palco. Ove sia possibile avere uno stage monitor per ogni componente della band, sarà sommato all'ascolto tramite IEM di proprietà. A parte la batteria (microfonata a parte dal fonico), vengono forniti i canali separati relativi a tutti gli altri strumenti, reperibili nel retro del rack che viene alloggiato sul palco. Tutti i canali provenienti dal sistema della band sono bilanciati tramite DI Box.

Abroad

The band travels with some devices (OWN). Given the presence of a constant click trace for each song, it is necessary for Bass, Guitar, Drums and Keyboard, listening through IE Monitor. If possible, Shure or Sennheiser IE Monitors are highly appreciated. Only the singer can use a pair of stage monitors. Of great use is the integration of two side fills to improve listening on stage.

Inputs List / Monitors

Ch	Instrument	Mic/DI	Ale IE Mon	Andy IE Mon	Edo St. Mon	Gian IE Mon	Max IE Mon
01	Kick	Shure SM91	•	•	•	•	•
02	Snare Top	Shure SM57					
03	Snare Bottom	Shure SM57					
04	Hi-hat	AKG C451B	•	•	•	•	•
05	Tom 1	Sennheiser E604					
06	Tom 2	Sennheiser E604					
07	Floor Tom 1	Sennheiser E604					
08	Floor Tom 2	Sennheiser E604					
09	Pan 1	Condenser C451B					
10	Pan 2	Condenser C451B					
11	Bass	DI BOX	•	•	•	•	•
12	Guitar L	DI BOX					
13	Guitar R	DI BOX	•	•	•	•	•
14	Acoustic Guitar	DI BOX		•	•		
15	Keyboard L	DI BOX					
16	Keyboard R	DI BOX	•	•	•	•	•
17	LP16 1	DI BOX	•		•		
18	LP16 2	DI BOX	•		•		
19	LP16 3	DI BOX	•		•		
20	LP16 4	DI BOX	•		•		
21	LP16 5 (Click)	DI BOX	•	•		•	•
22	Vox 1 (Edo)	Shure Beta87A Wireless	•	•	•	•	
23	Vox 2 (Ale)	Shure SM58	•		•		•
24	Vox 3 (Max)	Shure SM58	•		•		•

N°	Player	Instrument	Type
01	Ale	Keyboard & Voice	In-Ear Mon. (Wireless) (+ Stage Mon.)
02	Andy	Guitar (Acoustic & Electric)	In-Ear Mon. (Wireless) (+ Stage Mon.)
03	Edo	Lead Vocal	2x Stage Monitors
04	Gian	Drum	In-Ear Mon. (Wireless) (+ Stage Mon.)
05	Max	Bass & Voice	In-Ear Mon. (Wireless) (+ Stage Mon.)
06		Left Side Fills	
07		Right Side Fills	

Equipment

Lead Vocal

Type

1	Shure GLXD-RE24/Beta87A Wireless Microphone System
1	Half Microphone Stand like Freddie Mercury
2	Stage Monitors (eventually + IE Monitor)

Drums

Type

Size

Pearl / Tama / Sonor	Kick	22"
	Snare	14" X 5,5"/6"
	Tom-Tom	12"
	Tom-Tom	13"
	Floor Tom-Tom	14"
	Floor Tom-Tom	16"
Zildjian A-Custom	Hi-Hat	14"
	Crash	16"
	Crash	18"
	Crash	18"
	Ride	20"/22"
	China	18"
1	Drum Stool	
1	Single Drum Pedal	
n	Hardware	
n	Drum Microphones (see Page 2)	
1	Shure SM58 + Microphone Stand	
1	IE Mon Wireless (+ 1 Stage monitor)	

Bass

Type

- | | |
|---|---|
| 1 | Fender 4-String Precision Bass |
| 1 | Line 6 Bass POD XT Live (OWN) + DI Box |
| 1 | Bass Wireless System (OWN) |
| 1 | Shure SM58 + Microphone Stand |
| 1 | IE Mon Wireless (+ 1 Stage monitor) |

Guitar

Type

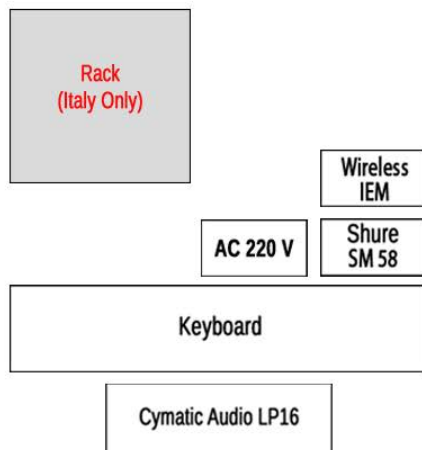
- | | |
|---|---|
| 1 | Fender 6-String Stratocaster / Ibanez 6-String w FloydRose |
| 1 | Zoom G5n Multi-effects Processor (OWN) + 2x DI Box |
| 1 | Guitar Wireless System (OWN) |
| 1 | Shure SM58 + Microphone Stand |
| 1 | IE Mon Wireless (+ 1 Stage monitor) |
| 1 | 6-String Acoustic Electrified Guitar |

Keyboard

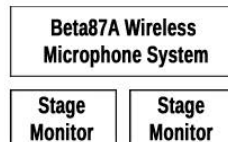
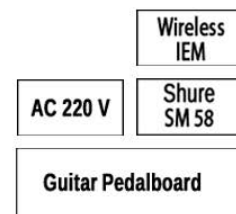
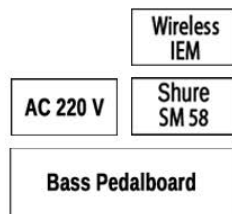
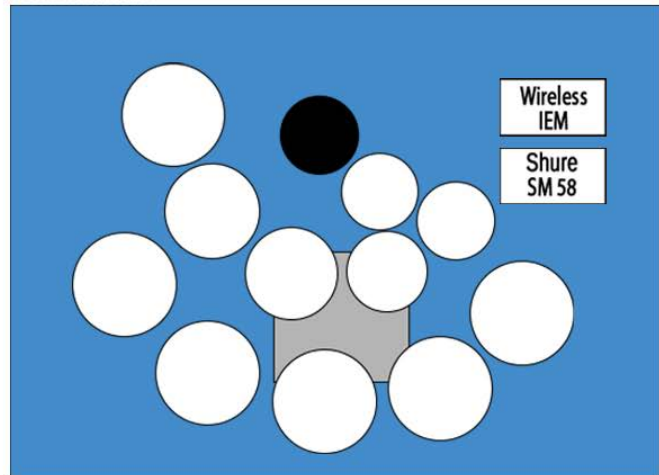
Type

- | | |
|---|---|
| 1 | Master Keyboard 88 keys (Studiologic SL88 / M-Audio Keystation 88) OR Kurzweil PC3K8 OR Korg M3 exp 88 + 2 DI Box |
| 1 | Keyboard Stand for 2 Keyboards (Millenium KS-3000 B or similar) |
| 1 | Shure SM58 + Microphone Stand |
| 1 | IE Mon Wireless (+ 1 Stage monitor) |
| 1 | Cymatic Audio LP16 (OWN) + 5 DI Box |

Stage Setup



Drum footboard



Technical Requirements

1. Mixer:

Mixer 32/8/2 Digitale o Analogico con Phantom attivabili individualmente, 8 Aux.
Digital or Analog 32/8/2 Mixer with Phantom individually switchable, 8 Aux.

2. Side rack:

Delay, Reverb, Gate, Compressor.

3. Monitoring:

Richiesta minima: 4 IEM Wireless (Shure or Sennheiser) + 2 Stage Monitors + 2 Side Fills.
Minimum request: 4 IEM Wireless (Shure or Sennheiser) + 2 Stage Monitors + 2 Side Fills.

4. Mic:

Vedere Inputs List (Pag 3).
See Inputs List (Pag 3).

5. Proiezioni / VideoShow:

E' richiesto uno schermo / fondale su cui proiettare ed un proiettore adatti al palco. E' necessario un sistema per il posizionamento del proiettore ed uno spazio per lo schermo.
A screen / backdrop is required on which to project and a projector suitable for the stage. A projector positioning system and screen space is required.